

8489



MADE IN ITALY



Tullio



Welcome to Casapitti

A genuine italian tale made of people, tradition and quality.

Our mission is to bring into your home our Italian artistic heritage and expert craftsmanship. Your new piece of furniture has been manufactured in Verona, Italy, by skilled artisans using certified Carb2 strong woods and hand painted with water based colors by our artists in Florence, Italy. Because we love our planet as much as you do.

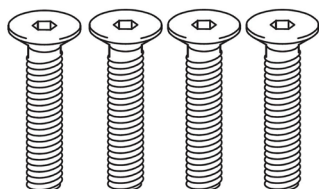
Each Casapitti furniture piece is destined to last for generations and become more beautiful over time. Our artisans craft every item by hand, some colors and variances may appear different from the photo you saw on our website, this is a statement of its uniqueness and singularity. It is the beauty of having a piece of Art, like nobody else has.

Enjoy!

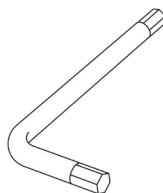
Olivia Lentucci - Founder

LIST OF CONTENTS


This section lists the contents included in the box to assemble your Tullio dining table. Please take time to identify the hardware as well as the individual components of the product. As you unpack and prepare for assembly, place the contents on a carpeted or padded area to protect them from damage. Please follow the assembly instructions closely. Improper assembly can result in personal or property damage.



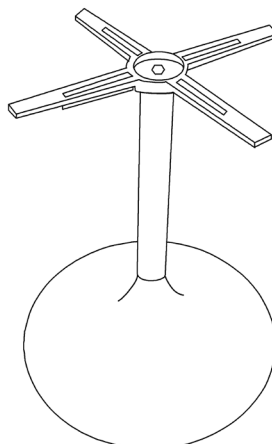
4 Bolts



1 Allen Wrench

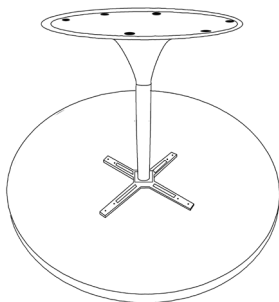


1 Porcelain Top

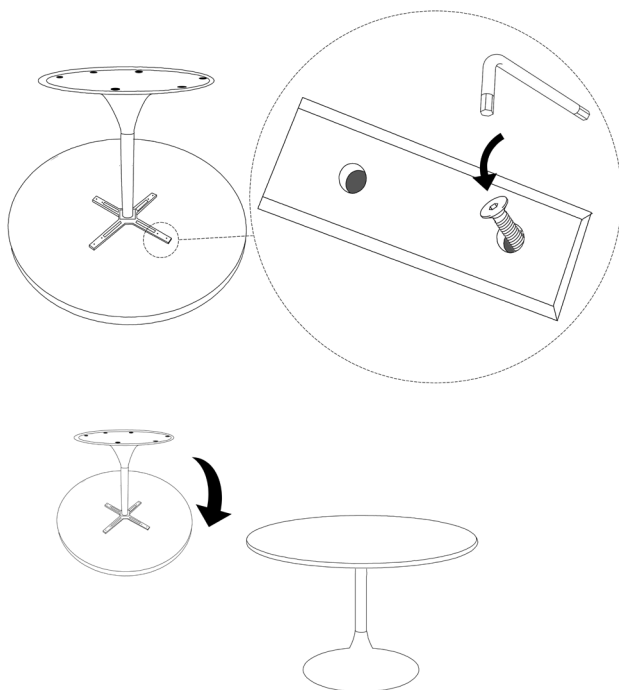


1 Iron Base

1. Carefully place the table top facing down onto a clean, padded, level surface then place the iron base on top, matching the holes from the base with the ones from the table top.



2. Secure the iron base with the bolts.



With a little care you can prolong the life of your furniture. Follow the instructions for the materials of your specific product to make sure that it stays in the best shape for as long as possible. The information below is only intended as a general guideline. For more information on how to remove specific stains, please enquire the Casapitti team. Always remove stains quickly before they can do any permanent damage to the furniture.

WOOD MAINTENANCE

Avoid accidental impacts with hard objects because the finish may get damaged. In case of accidental spills and/or stains on wooden tops, act quickly by blotting the surface with a clean dry cloth or with an absorbent paper and get rid of any excess liquid after each cleaning operation. Repeat the treatment if necessary. Do not use abrasive substances. Keep the product away from the heat. Make sure that the elements touching the floor are kept away from dampness. Avoid any contact with chemical substances commonly used for floor cleaning.

PORCELAIN MAINTENANCE

Try to prevent accidental breakages: avoid impacts with heavy hard and sharp objects. Porcelain is heat and stain proof and generally a lot stronger than marble. If the porcelain surface arrives cracked or chipped, please contact us immediately. Glossy porcelain can be scratched, so not drag objects across the surface, but carefully lift them.



Clean surfaces with a dry or damp soft cloth.



Do not use abrasive cleaners.



Periodically check and tighten hardware as necessary.

CUSTOMER SERVICE



Reach us on
Whatsapp



B&D Home
Via Virginio 584
50025 Montespertoli
Florence (Italy)

info@casapitti.com



[@casapittihome](https://www.instagram.com/casapittihome)